

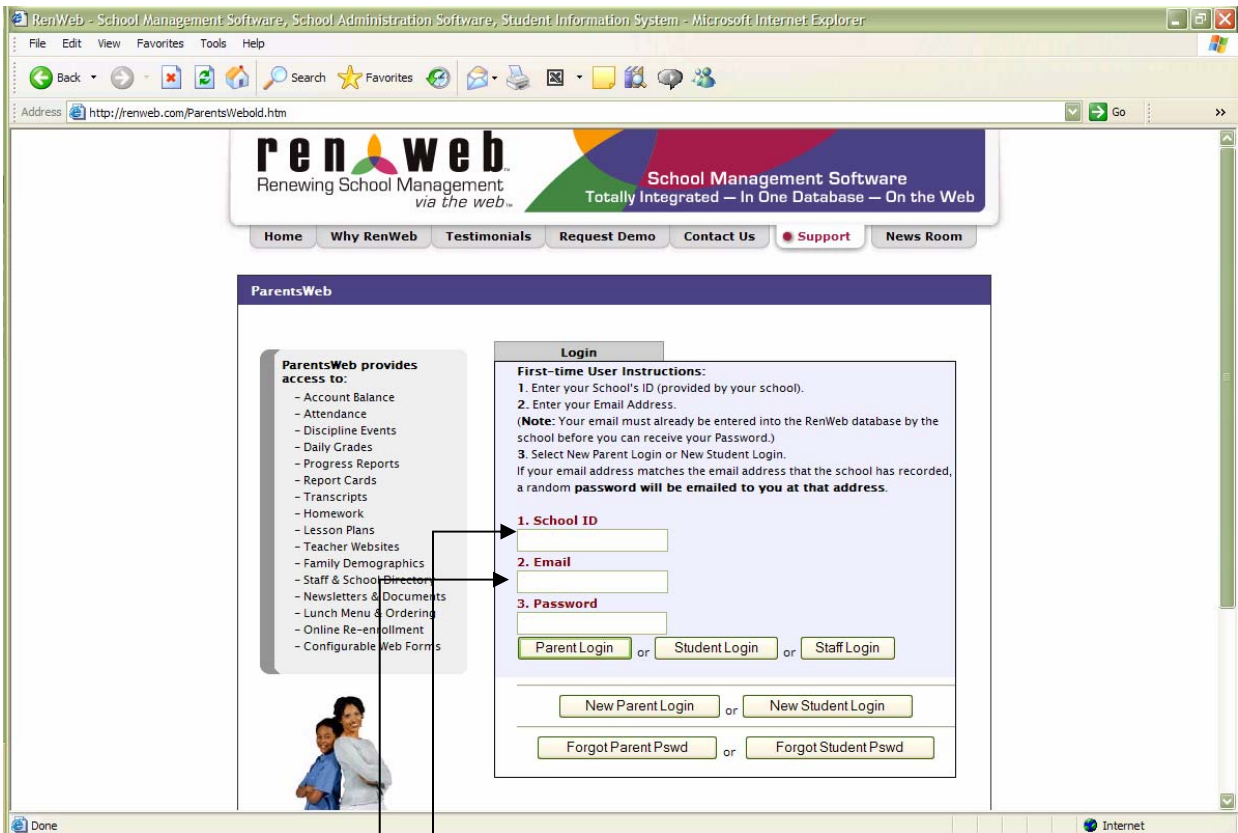
Parent Web Portal Set-up Directions

Step one: go to <http://renweb.com/ParentsWebold.htm>

You may also link through our school web site by going to

<http://stpatrickofhudson.org/school> and clicking on the link “Parent/Student Web Portal” in the right column under the calendar.

You will see the page displayed below when you have accessed the RenaissanceWeb login screen.

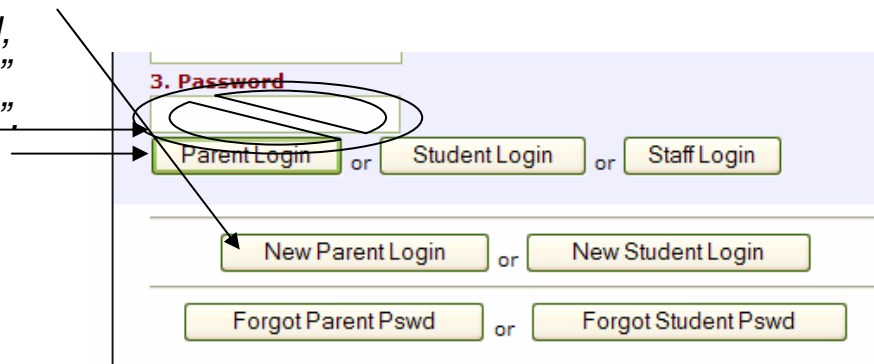


Step Two: Type in our School ID: **sps-wi**

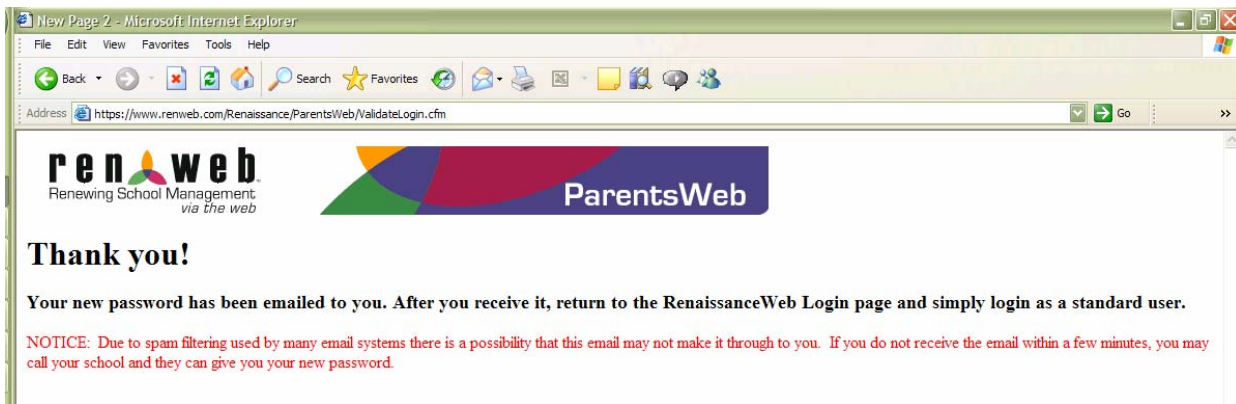
Step Three: Type in your e-mail address from the letter “St. Patrick’s Communication”.

Step Four: Click on the “New Parent Login” **IF** you don’t have a password

If you have a password, type in your “Password” and click “Parent Login”.




The screen below will appear telling you your new password has been created and e-mailed to you.



Step Five: Open the e-mail from RenWeb and return to the login page and type in your password and click on "Parent Login" to access our School Portal.

*You may continue using the password created for you or you may change your password after you have logged in. If you choose to change your password please choose one you can easily remember, however **DO NOT** choose a password that you use for important business such as on-line banking or ATM pin numbers. These passwords are recorded in the central administrative program and are viewable by our administrative staff.*



Step Six: After you have logged in, click on any of the links on the left navigation bar to check out all the important information for you and your students.

ren web
Renewing School Management
via the web

ParentsWeb

St. Patrick School - Touching Heart Mind and Soul
Announcements
Welcome Back Families
We want to welcome everyone back to school after a wonderful and restful summer break. To all those new families and students, we want to welcome you into the St. Patrick School Family; we are blessed you have joined us. There are many new and exciting changes at St. Patrick School this year. The first is this new family web portal. This will help you stay in touch with what your students are learning and doing. It is also a secure way to share information between school and parents. Look through the different links to the left and see what options are there for you to

NOTE: If you have more than one student and they want to logon to view their information, please have them logon using their e-mail address and password. Only their information will appear, nothing for their siblings. As a parent you have access to all your student's information.